



I've been selected for verification— **Now What?**

What is verification?

Verification is the process through which the government and colleges can make sure that the information that you provided on your FAFSA is accurate. After submitting your FAFSA, you may be asked to verify certain information by submitting documents to the school(s) at which you applied for aid. Students are randomly selected for verification and being selected does not decrease your chances of receiving aid, as long as you submit required documents by the deadline provided by the college.

How will I know that I have been selected for verification?

You will be notified in your SAR notification letter following the completion of FAFSA. Additionally, if your college needs additional documentation they may request this directly via email, letter or online student portal. Check all regularly!

Next steps:

Provide necessary documentation by submitting appropriate information to the college(s) you applied for aid at. By submitting this information as soon as possible, you will complete the verification process quickly and increase your opportunities to receive financial aid. Do not delay; missing key deadlines can limit the aid that you are eligible to receive.

Tax verification:

The most common information that students are asked to verify is reported tax income. To verify this information, you will need to submit a tax transcript.






Requesting a Tax Transcript:

Visit <https://www.irs.gov/individuals/get-transcript> to request a tax transcript online or by mail. Be sure to request as soon as you find out that you are undergoing verification as mailed transcripts can take up to 10 days to be sent.

Things to Remember:

Verification is a normal part of the financial aid process. Check email or mail regularly and respond to requests promptly. Remember, verification won't impact your aid eligibility if completed on time, but financial aid cannot be awarded to you until you complete the verification process.

Other Documents You May Need to Provide:

You may be asked to verify...	You can provide...
Income earned for non-tax filers 	Signed statement, copies of W2, or confirmation of non-filing from IRS (Except dependent student).
Number of household members 	Signed statement by applicant and, if dependent, one parent—list names and ages of household members during 2020-2021.
Number of household members in college 	Signed statement by applicant, and if dependent, one parent, with names and ages of each household member attending a post-secondary institution at least half time during 2020-2021. Your college may require documentation from other post-secondary institution(s) that members of your household attend to certify attendance.
High School Completion 	Copy of diploma or official transcript. Note GED/HiSET and homeschooled students may require different documentation.
Identity/Statement of Educational Purpose 	Appear in person with government issued photo ID and a signed statement of educational purpose, or a copy of government issued photo ID and notarized statement of education purpose.

If you have any questions regarding the verification process, **Contact your high school college counselor or the financial aid office at the college that is requesting the information.**

You can also contact the Federal Student Aid office directly by phone at

1(800)433-3243

or visit <https://studentaidhelp.ed.gov/app/home/site/fafsa>

to live chat with an agent.

